

walkntalk – 2 YEAR WARRANTY

WalknTalk will replace the faulty product at no cost to the consumer. The warranty does not extend to any consequential damages or cost that may be incurred and is valid for 24 months from date of purchase. The consumer must return the faulty product to the retail store it was purchased from together with proof of purchase.

The warranty is provided by:
Pacific Optics (in Australia)
18 Taree St, Burleigh Heads, QLD 4220
Telephone: (07) 5593 4222
Email: accessories@walkntalk.com.au

Signature Marketing NZ Ltd (in New Zealand)
25a Triton Drive, Rosedale, Auckland 0632
Telephone (NZ): (09) 479 5524
Email (NZ): sales@signaturenz.com

The benefits to the consumer under this warranty are in addition to other rights and remedies of the consumer under Australian laws in relation to the goods to which the warranty relates. Our goods come with guarantees that cannot be excluded under the Australian Consumer Law. You are entitled to a replacement or refund for major failure and for compensation for any other reasonably foreseeable loss or damage. You are also entitled to have the goods repaired or replaced if the goods fail to be of acceptable quality and the failure does not amount to a major failure.

walkntalk

Fast
Charge




**10000mAh
Power Bank**
with 20W USB-C Power Delivery
and Quick Charge

PWU-B10K

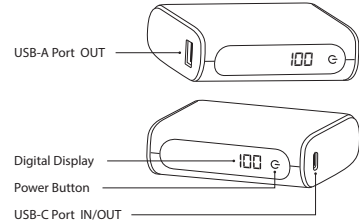
walkntalk

Quick Start Guide

What's included:



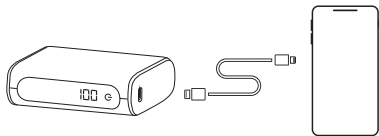
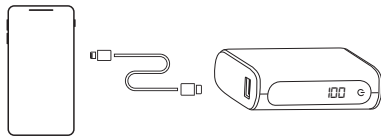
Product Overview:



1. Charging your devices

Connect your device by using a compatible USB charging cable (not included). Insert a USB-A or USB-C cable connector into your chosen output port on the power bank.

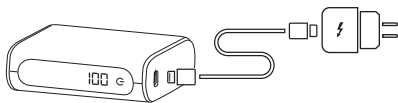
Once connected, the power bank will automatically start charging and the digital display will indicate the percentage of battery remaining.



When the power bank has less than 5% battery remaining, the digital display will flash to indicate it is time to recharge the power bank.


2. Recharging your power bank

Connect your power bank to a suitable USB power source to recharge it. The power bank can be recharged via the USB-C port (18W Max). When recharging the power bank, the battery level remaining will flash on the digital display.




Handy hints:

- To charge devices with high power requirements, such as tablets, you should use only the USB-C port. If more than 1 output port is in use, a maximum of 15W will be shared for charging all connected devices.
- As a safety precaution, the power bank will temporarily stop charging or recharging if it gets too hot and the display will flash "188".



USB-A Output:
High speed charging of all smart devices that support USB charging



USB-C Input/Output:
High-speed charging for iPad and smartphones that support PD charging

Specifications

Battery Capacity: 37Wh, 10000mAh

Battery Type: Lithium-ion

USB-C Input: 5V/3A, 9V/2A, 12V/1.5A 18W Max.


USB-C Output: 1/3A, 9V/2.22A, 12V/1.67A 20W Max.

USB A Output: 5V/3A, 9V/2A, 12V/1.5A 18W Max.

Shared Output: 5V/3A 15W Max.

3. For more information

For the most up-to-date assistance, please scan this QR Code for more information about this product.



Stay Connected



@walkntalk_



@walkntalkau



walkntalk.com.au

walkntalk